



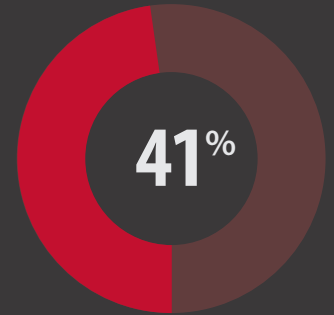
# HIV in Ohio

Take the Test, Take Control.

AIDS RESOURCE CENTER OHIO

Vision. Voice. Victory.

Young people ages 13-29 represent **41%** of all new HIV infections in Ohio.

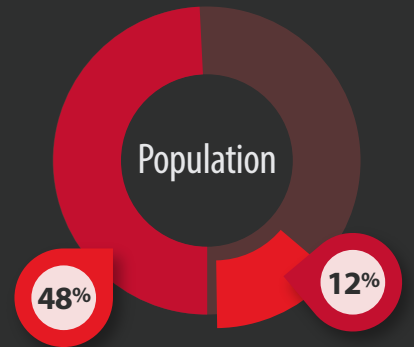


**80%** of new infections in 2011 were in men.  
**20%** were in women.



1 in 5 HIV-positive Ohioans don't know their status.

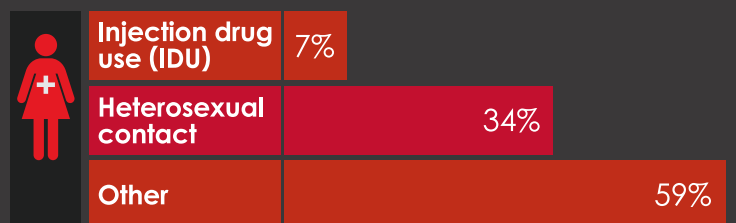
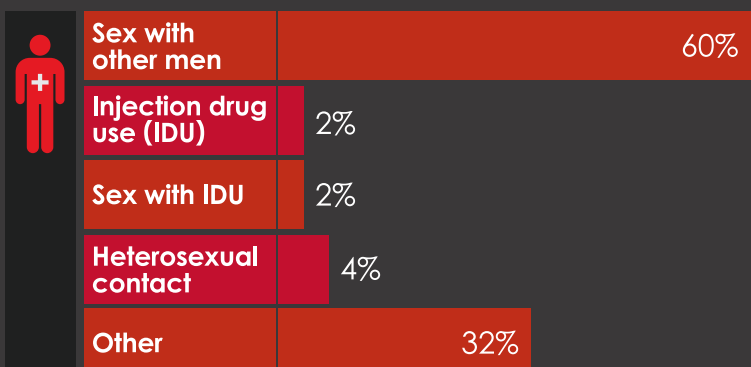
Blacks account for **48%** of new HIV diagnoses, but represent just **12%** of Ohio's population.



**6x** The rate of persons living with an HIV infection is six times greater among Blacks than whites.

**3x** The rate of persons living with an HIV infection was three times greater among Hispanic/Latino Ohioans than whites.

## Top sources of new HIV infections in 2011



» Testing and prevention info available at [arcoho.org](http://arcoho.org)  
» Statistics taken from the Ohio Department of Health Epidemiological Profile & Centers for Disease Control.